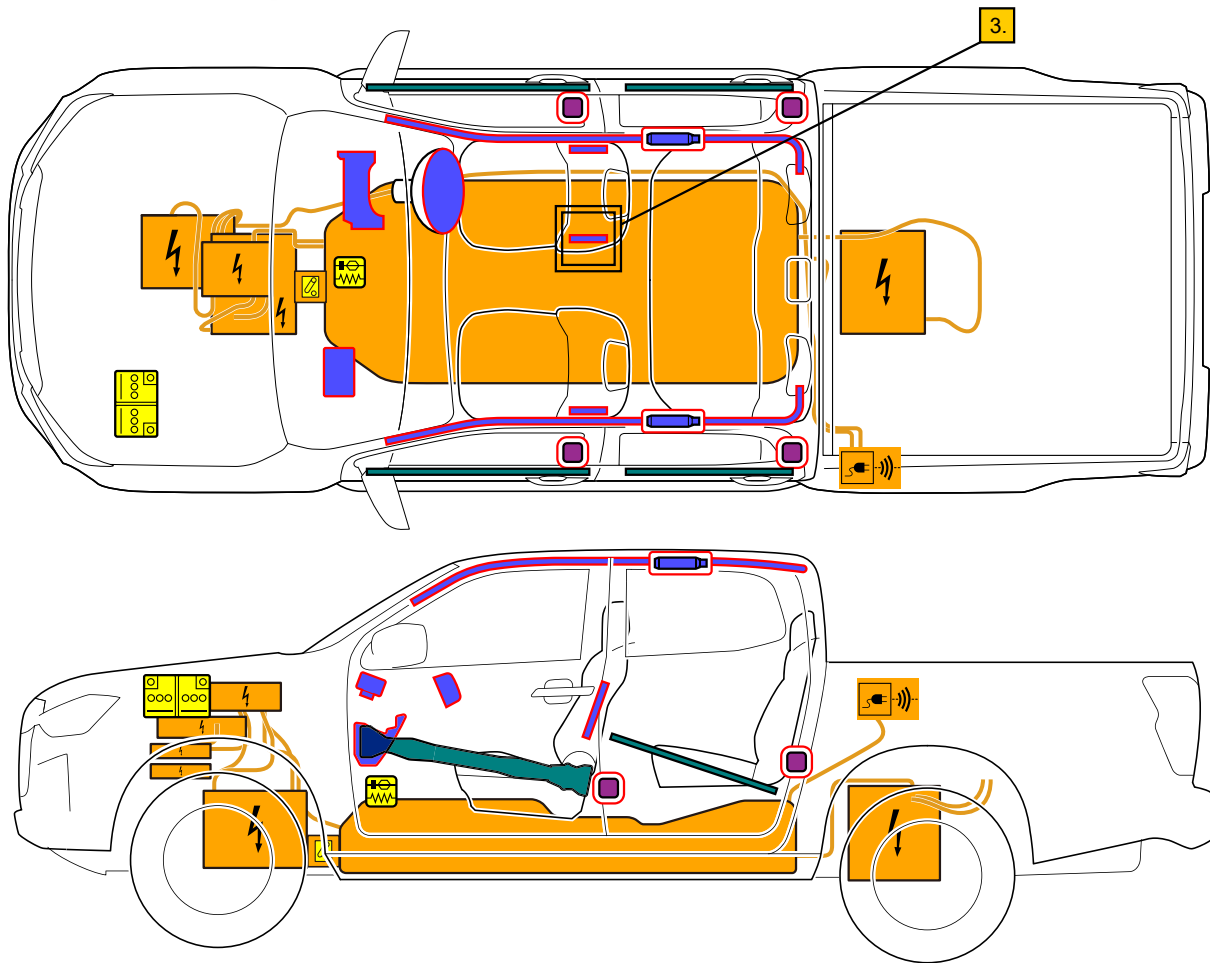




Crew Cab, Extended Cab (2025-)



Legend

	Airbag		Stored gas inflator		Seat belt pretensioner		SRS control unit		Pedestrian protection active system
	Automatic rollover protection system		Gas strut / Preloaded spring		High strength zone		Zone requiring special attention		
	Battery low voltage		Ultra capacitor, low voltage		Fuel tank		Gas tank		Safety valve
	High voltage battery pack		High voltage power cable / component		High voltage disconnect		Fuse box disabling high voltage system		Ultra capacitor, high voltage
	Disconnect high voltage device		Vehicle induction charging						

1. Identification / recognition

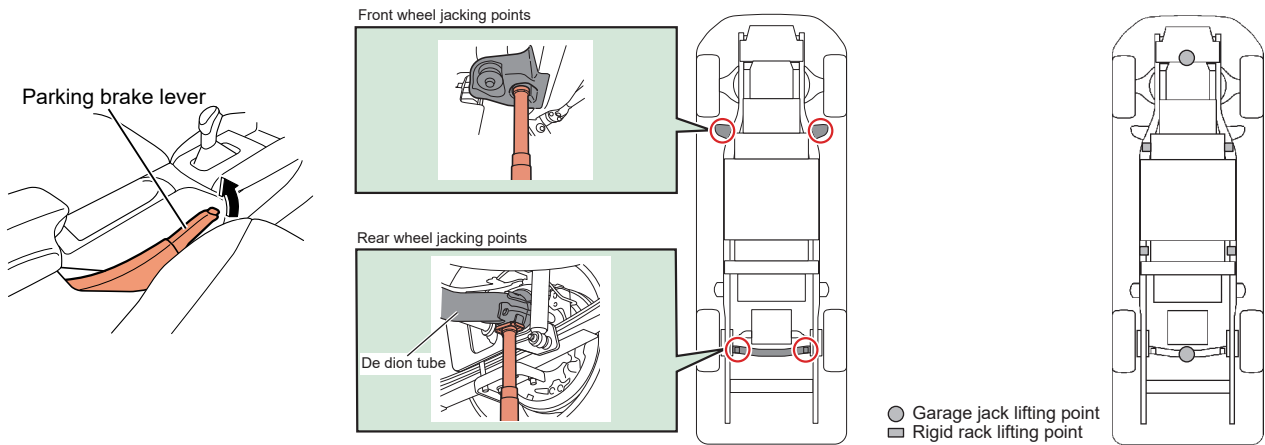
Crew Cab (4doors - 5seaters)

Extended Cab (4doors - 2seaters)



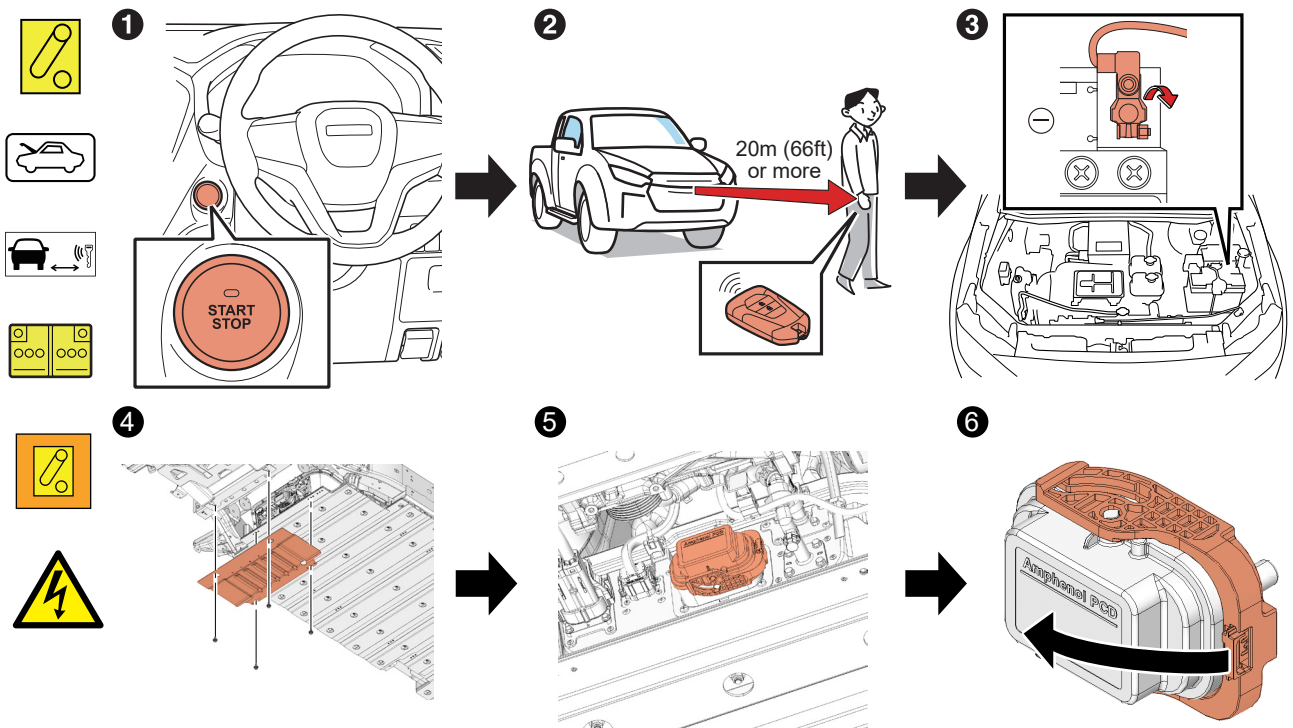
2. Immobilization / stabilization / lifting

1. Block wheels and set parking brake.
2. Operate the selector lever to "P" position.

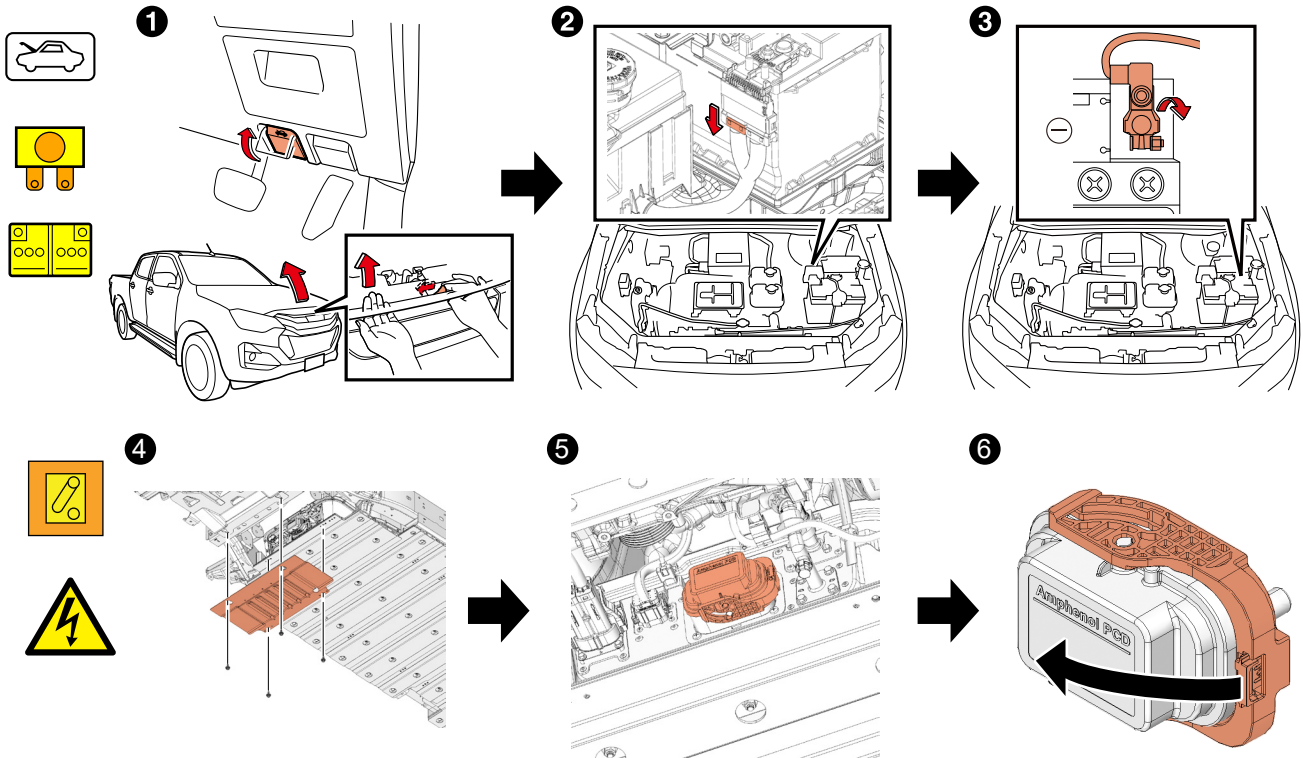


3. Disable direct hazards / safety regulations


Main procedure 1 to 6



Alternative procedure 1 to 6



Do not apply excessive force to nor strongly hit the airbag installation area.



Driver's seat has a far side airbag in addition to the side airbag.
Location of far side airbag is shown in the mark **3.** on page 1.

4. Access to the occupants



5. Stored energy / liquids / gases / solids

						12 V
						354.2 V
						1010 g

6. In case of fire



USE LARGE AMOUNTS OF WATER



USE AN ABC OR CLASS D FIRE EXTINGUISHER



7. In case of submersion

How to deal with submerged vehicles

If the electric vehicle is submerged in water, follow the procedures below. When touching the vehicle, be sure to wear insulated gloves and safety shoes.

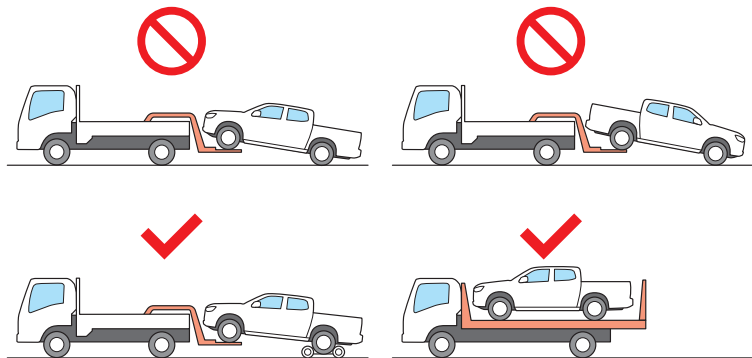

- Take the vehicle out of the water.
- If possible, drain the water from the vehicle. If it is difficult to drain, leave it for a long period of time until it is completely dry.

When draining water from the vehicle, do not touch the vehicle without personal protective equipment as there is a risk of electric shock.

- Be sure to wear insulated gloves and safety shoes and follow the methods described in the maintenance manual when removing the parts.

8. Towing / transportation / storage

STORE AT SAFE DISTANCE FROM OTHER VEHICLES!



10. Explanation of pictograms used

	Smart key distance		Warning, Electricity
	Caution		Risk of flammability
	Air-conditioning component		Risk of damaging human health
	Bonnet		Risk of acute toxicity
	Use water to extinguish the fire		Risk of an explosion
	Use an ABC or class D fire extinguisher		Risk of corrosive material / substances
	Device to shut down power in vehicle		